



CONNECT. GROW. SERVE. REACH.



Annual Business Meeting.

Celebrating 2025



AL. FIND SOMETHING REAL. FIND

Minutes.

Faith Assembly Annual Business Meeting 2025 February 23, 2025

Pastor Johnnie prayed and called the meeting to order at 6:06pm.

Pastor Johnnie led a devotional.

Pastor Johnnie received a motion to forgo reading the minutes from the 2024 Annual Business Meeting. The motion was seconded and passed via voice vote.

Pastor Johnnie honored outgoing board members Alan and Amy Sebleski and Michael and Brenda Arroyo.

Pastor Matt presented the 2025 Advisory Board nominees: Frank Quiles, Ray Kaufman, Melvin Rodriguez, and Vymarys Dominguez-Duarte.

Pastor Matt prayed a blessing over the 2025 nominees.

Pastor Johnnie presented a motion to take the top three vote recipients for subsequent rounds of voting with a simple majority required to elect.

The motion was seconded and passed unanimously via voice vote.

Seat 1, Round 1 | The following candidates were presented as candidates for the Advisory Board: Frank Quiles, Ray Kaufman, Melvin Rodriguez, and Vymarys Dominguez-Duarte.

Chris McCracken (CFO) presented the financial statements for 2024.

Seat 1, Round 2 | The following candidates were presented as candidates for the Advisory Board: Frank Quiles, Ray Kaufman.

Chris McCracken continued to present the financial statements for 2024.

Pastor Johnnie announced Ray Kaufman was elected to serve a three-year term on the Advisory Board.

Chris McCracken continued to present the financial statements for 2024.

Seat 2, Round 1 | The following candidates were presented as candidates for the Advisory Board: Frank Quiles, Melvin Rodriguez, Vymarys Domiguez-Duarte.

Chris McCracken continued to present the financial statements for 2024.

Seat 2, Round 2 | The following candidates were presented as candidates for the Advisory Board: Frank Quiles and Vymaris Dominguez-Duarte.

Chris McCracken continued to present the financial statements for 2024.

Pastor Johnnie announced Frank Quiles was elected to serve a three-year term on the Advisory Board.

Chris McCracken continued to present the financial statements for 2024.

Pastor Matt shared about our mission as a church.

The 2024 Ministry Highlights video was presented.

Pastor Johnnie led a question-and-answer session.

Pastor Johnnie prayed and closed the meeting at 7:10 pm.

connect.

grow.

serve.

reach.



Ministry Statistics.

Connect

Active Groups	128
Cadences	64
Xperiences	13
New Members	349
Salvations	2110

Grow

Journey of Faith Graduates	105
Baptisms	922

Serve

Starting Point Class Attendees	763
Active Weekly Volunteers	1680

Reach

Average Weekly Attendance	8114
Families Served at Food Bank	771
Missionaries Supported	1153

For financial statistics and more information,
visit faithassembly.org/abm26.

Financial Statistics.

Financial Statistics

Statements of Financial Position.

June 30, 2025

Assets

Cash and cash equivalents	\$13,300,354
Investments	\$2,890,285
Other assets	\$1,072,107
Property and equipment, net	\$48,336,333
Interest rate swap contract, at estimated fair value	\$112,360

Total assets **\$65,711,439**

Liabilities

Accounts payable and accrued expenses	\$1,470,151
Other Liabilities	\$451,844
Note payable, net	\$8,144,342

Total liabilities **\$10,066,337**

Net Assets

Without donor restrictions	
Undesignated	\$15,453,111
Designated for property and equipment	\$40,191,991

Total net assets without donor restrictions \$55,645,102

With donor restrictions —

Total net assets **\$55,645,102**

Total liabilities and net assets **\$65,711,439**

Financial Statistics

Statements of Cash Flows.

For the Year Ended June 30, 2025

Operating Cash Flows

Cash received from contributors	\$16,697,719
Cash received from student tuition and fees	\$9,313,432
Other revenue received	\$4,823,570
Cash paid for operating activities and costs	\$(28,998,802)
Interest paid	\$(281,834)

Net operating cash flows **\$1,554,085**

Investing Cash Flows

Net (purchases) proceeds from sales of investments	\$(439,814)
Purchases of and improvements to property and equipment	\$(1,902,829)

Net investing cash flows **\$(2,342,643)**

Financing Cash Flows

Principal repayments	<u>\$(559,513)</u>
----------------------	---------------------------

Net financing cash flows **\$(559,513)**

Net Change in Cash and Cash Equivalents **\$(1,348,071)**

Cash and Cash Equivalents - Beginning of Year **\$14,648,425**

Cash and Cash Equivalents - End of Year **\$13,300,354**



**Find
Something
Real.**



**Faith Church Orlando
exists to help people
encounter Jesus.**

Financial Statistics

Statements of Activities.

For the Year Ended June 30, 2025

	Church	School	Preschool	G&A	Total
Revenue					
Contributions	\$16,697,719	—	—	—	\$16,697,719
Tuition & Fees Net	—	\$7,582,654	\$1,378,945	—	\$8,961,599
Auxiliary activities and other income	\$1,573,963	\$2,546,919	\$363,982	—	\$4,484,863
	\$18,271,682	\$10,129,573	\$1,742,926	—	\$30,144,181
Investment Income, net	—	—	—	\$785,242	\$785,242
Total Revenue					\$30,929,423
Expenses					
Program Activities	\$17,237,407	\$7,661,991	\$1,386,874	—	\$26,286,272
Supporting activities	—	—	—	\$4,675,343	\$4,675,343
Total expenses	\$17,237,407	\$7,661,991	\$1,386,874	\$4,675,343	\$30,961,615
Change in net assets before other change	\$1,034,275	\$2,467,582	\$356,052	(\$3,890,101)	(\$32,192.00)
Other Change					
Change in estimated fair value of interest rate swap contract	—	—	—	(\$206,193)	(\$206,193)
Change in Net Assets					(\$238,385)
Net Assets - Beginning of Year					\$55,883,487
Net Assets - End of Year					\$55,645,102

Financial Statistics

Statements of

Functional Expenses.

For the Year Ended June 30, 2025

	<u>Church</u>	<u>School</u>	<u>Preschool</u>	<u>Total</u>	<u>G&A</u>	<u>Total</u>
Personnel Costs	\$8,051,517	\$4,736,611	\$1,105,390	\$13,893,518	\$2,438,361	\$16,331,879
Missions and Outreach	\$3,590,645	\$2,435	—	\$3,593,080	—	\$3,593,080
Depreciation and Amortization	\$918,850	\$684,250	\$78,200	\$1,681,300	\$273,700	\$1,955,000
Repairs and Maintenance, Security, and Non-Capitalized Equipment	\$1,008,385	\$626,537	\$69,934	\$1,704,856	\$244,767	\$1,949,623
Departmental and Event Expense	\$1,077,268	\$502,834	\$2,404	\$1,582,506	—	\$1,582,506
Curriculum and Supplies	\$551,357	\$439,130	\$48,568	\$1,039,055	\$297,016	\$1,336,071
Travel, Meetings, and Transportation	\$1,109,944	\$45,343	\$433	\$1,155,720	—	\$1,155,720
Utilities and Software	\$287,987	\$214,458	\$24,510	\$526,955	\$522,593	\$1,049,548
Professional Services and Fees	\$129,470	\$75,896	\$17,858	\$223,224	\$669,695	\$892,919
Insurance	\$201,349	\$149,941	\$17,136	\$368,426	\$59,976	\$428,402
Other	\$178,173	\$47,364	\$11,168	\$236,705	\$129,778	\$366,483
Interest	\$132,462	\$98,642	\$11,273	\$242,377	\$39,457	\$281,834
International Student Expense	—	\$38,550	—	\$38,550	—	\$38,550
Total Expenses	\$17,237,407	\$7,661,991	\$1,386,874	\$26,286,272	\$4,675,343	\$30,961,615

FIND SOMETHING REAL.

New logo, same us!



CONNECT. GROW. SERVE. REACH.

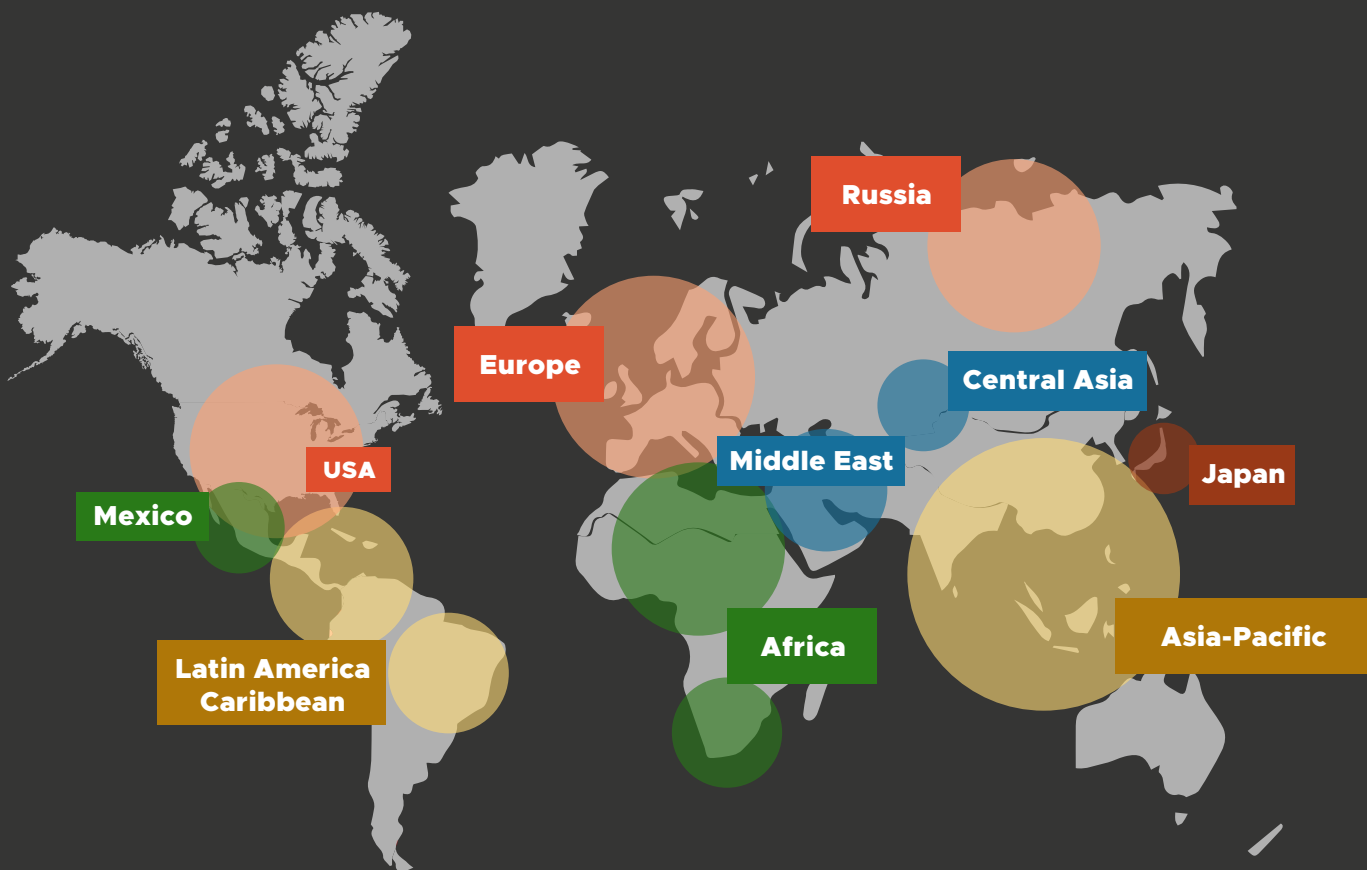
Financial Statistics Kingdom Builders.

For the Year Ended June 30, 2025

Revenues

Tithes or Offerings	\$1,459,290.45
Kingdom Builders	\$2,374,541.09
Kingdom Builders - Missions Trips	<u>\$537,339.68</u>
Total Revenues	<u>\$4,371,171.22</u>

Areas Being Reached.



Board Member Voting.



**Scan QR code or visit
faithassembly.org/abm26 to vote.**

**You must be an official Member of
Faith Church Orlando in order to
participate in board member voting.**

... FIND SOMETHING REAL. ...

